
Full Item Descriptions

JC-1009

Overview

This Extended Solution to the Job Cost module allows the full description of inventory items to print on the Billing Selection Register, Job Transaction Detail Report and Job Invoices. The full descriptions are issued to a job from Inventory or received to a job from Purchase Order. In addition, depending upon your configuration, you may print the Purchase Order and Vendor Names for P/O transactions and the transaction header Comment for I/M transactions. A Reformat Full Item Description Data Utility has also been added.



Sage Extended Solutions IM-1090: *Extended Item Information Posting to Job Cost* and/or PO-1044: *Custom Comment Post to Job Cost* must be installed and enabled in order for this Extended Solution to function depending on whether Job Cost Posting is being performed from Purchase Order or Inventory Transaction Entry.

Installation

Before installing this Extended Solution, please verify that the version level(s) printed on the CD label are the same as the version level(s) of the MAS 90 MAS 200 module(s) you are using. For further information, please see the Upgrades and Compatibility section below. Check your Shipping Manifest for a complete list of Extended Solutions shipped.

For detailed installation instructions, please refer to the Sage website at:
http://support.sagesoftware.com/mas/extended_solutions/main.cfm

Installing Your Extended Solutions under Windows From a CD

If you have the *autorun* function turned on for your PC, the installation program will start up automatically. If not, find the **autorun.exe** file on your CD-ROM drive and double-click it to start the installation program. Follow the on-screen instructions.

From the Sage FTP site

When your Extended Solution is ready to be downloaded, you will receive an email from 'extendedsolutions.na@sage.com' telling you that it is ready. The email will contain the Customer Name, Cross Reference, a case-sensitive Password, a link via which you can download your Extended Solution, instructions, and a Shipping Manifest. If you have any problems with this order, please email extendedsolutions.na@sage.com and we will assist you during normal business hours.

Extended Solutions

Extended Solutions Control Center

Installing any Extended Solution will add an Extended Solutions Control Center to the MAS 90 MAS 200 Library Master Utilities menu. When you open the Control Center, the following options will be available:

- Extended Solutions Manuals
- Remove Extended Solutions
- Unlock Extended Solutions
- Merge Installation Files
- Extended Solutions Setup options

Custom Office

If you customize your MAS 90 MAS 200, then you must run the Update Utility *every time* you install this Extended Solution.

Setup

Once the disk is installed, you will need to access the Job Cost Setup menu option screen. After the standard MAS 90 MAS 200 option screens have been displayed, a Setup screen for this Extended Solution will appear. Check the 'Enable Extended Solution' box to activate this Extended Solution (Figure 1). The manual for this Extended Solution, if it has been installed, can be viewed by clicking the 'Manual' button next to the 'Enable Extended Solution' check box. It can also be viewed via the Extended Solutions Control Center (see Installation, above).

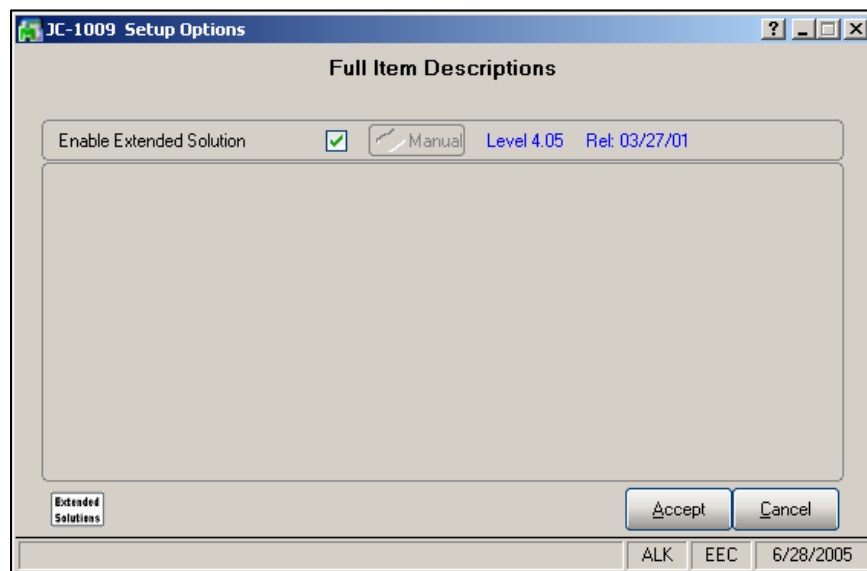


Figure 1

You should visit this Setup screen after each upgrade or reinstallation of this Extended Solution.

Extended Solutions

If the Reformat Full Item Description Data Utility has not previously been added to a menu, a pop-up screen will be presented allowing you to automatically add this Extended Solution to the selected menu. Answer 'No' if you want to use standard MAS 90 MAS 200 Menu Maintenance to add the program to a different menu of your choice.

Operation

Update Process

If PO-1044 is enabled, the Job Transaction Posting Comment will be changed (per PO-1044 Setup) and the Item Number, Description, PO Number and Vendor Name will be recorded during Receipt of Goods/Invoice update, Return of Goods update and Material Requisition update. If IM-1090 is enabled, Item Number, description and Transaction Header Comment will be recorded during Transaction Register update. Upon completion of their respective updates, this Extended Posting Information becomes available to the following Job Cost Reports and Job Invoice Printing.

Job Billing Selection Register

The Job Billing Selection Register will print the full item description instead of just the item number where available. In the case of special and miscellaneous items which are received to a job from purchase order, the full description from the purchase order is used. If available, the Extended Posting Information will be printed (Figure 2).

JOB NO.	DESCRIPTION	Erikson Electrical Co.		PAGE: 1				
RUN DATE: 10/28/93		JOB BILLING SELECTION REGISTER		TIME: 09:12 AM				
SYS DATE: 01/31/93								
0059-000	DENNY REGRADE	CUSTOMER: 00-0000001 ZZZ CORPORATION LTD.		TYPE: 001 BILL DATE: 01/31/93				
MNGR:	ER	BILL MTHD: TIME	RET RATE: .00%	TERMS: 01 SP: 0100 COMM RATE: 2.00% INV DATE: 01/31/93				
REV CONT:	400,200.00	ACT % CMLPT: 10.00%	NET INV: 543.28	INV NO: 0002816-IN				
REV EST:	617,830.00	CALC % CMLPT: 98.39%	SALES TAX: .00					
JTD COST:	607,880.40	BILLED TO DATE: 40,140.91	RETENTION: .00	INV TOTAL: 543.28				
		LESS DEPOSIT: .00	INV BALANCE: 543.28					
COST CODE	TYP BIL	VENDOR NO.	DESCRIPTION	BILL MTHD U/M	UNITS	COST	BILL RATE	BILL AMOUNT
0550-00-000 L	Y	0005039	*AA	% MARKUP EACH	1.0000	50.00	10.00%	55.00
ITEM: *AA			CUSTOM FITTING FOR AA	P/O NUMBER: 0005039				VENDOR NAME: FIRST CORPORATION
0550-00-000 L	Y	0005039	/ATB1	% MARKUP EACH	2.0000	88.66	10.00%	97.53
ITEM: /ATB1			ATB TEST CHARGE	P/O NUMBER: 0005039				VENDOR NAME: FIRST CORPORATION
0550-00-000 L	Y	0005039	AA	% MARKUP EACH	1.0000	11.25	10.00%	12.38
ITEM: AA			CONNECTOX	XS,MEMO-P				COMMENT: Transaction Header comment
				NET INVOICE:		543.28		
				REPORT INVOICE TOTAL:		543.28		
				REPORT LESS DEPOSIT:		.00		
				REPORT INVOICE BALANCE:		543.28		

Figure 2

Extended Solutions

Job Transaction Detail Report

The Job Transaction Detail Report (Figure 3) includes an option to print an enhanced reference comment by clicking the 'More...' button (Figure 3a). If selected, the report will print the full item description instead of just the item number where available. In the case of special and miscellaneous items which are received to a job from purchase order, the full description from the purchase order is used. If available, the Extended Posting Information will be printed (Figure 4).

Figure 3

Figure 3a

Extended Solutions

RUN DATE: 10/28/93		Erikson Electrical Co.		PAGE: 1				
SYS DATE: 01/31/93		JOB TRANSACTION DETAIL REPORT		TIME: 11:31 AM				
JOB NUMBER: 0059-000 DENNY REGRADE		CUSTOMER NO: 00-0000001 ZZZ CORPORATION LTD.						
JOB TYPE: 001 Contract Billing		BILL METHOD: T TIME & MATR		ESTIMATOR: 1234567890				
JOB STATUS: O OPEN		STATUS DATE:		MANAGER: ER				
CONTRACT NO:		CONTR DATE: 09/23/92		REV. CONTRACT: 400,200.00				
% COMPLETE: 10.00%		REPORTED DATE:		REV. ESTIMATE: 617,830.00				
				U/M DESCRP: 1,000				
				CALC% CMP: 98.39%				
COST CODE/ TYPE								
TRANS DATE	SRC	REFERENCE/POSTING	REMARKS	BILLED?	UNIT COST	UNITS	DOLLARS	BILL AMOUNT
0550-00-000		Cost code 55	(1st for EEC)					
L	Labor		U/M: EACH		0.0000			
06/30/92	PO	0005039		N	44.3300	2.0000	88.66	97.53
ITEM: /ATB1		ATB TEST CHARGE						
06/30/92	PO	0005039		N	11.2500	1.0000	11.25	12.38
ITEM: AA		CONNECTOX	XS,MEMO-P					
06/30/92	IM	REF: 00000030		N	50.0000	1.0000	50.00	55.00
ITEM: *AA		CUSTOM FITTING FOR AA						
								COMMENT: Transaction header comment

COST TYPE L TOTAL:					35.6886	7.0000	249.82	274.82
COST CODE 0550-00-000 TOTAL:							249.82	274.82

TOTAL JOB 0059-000 LABOR UNITS:					2.1011	161.0000	338.27	9,482.72

JOB 0059-000 TOTAL:							378.45	

Figure 4

Job Invoice Printing

The Fields PO Number, PO Vendor Name and IM Transaction comment will be printed only when the Extended Posting Information is available and consistent with the source code (PO or IM) of the Job Cost Transaction Type. If the Extended Posting Information is available during Invoice printing, the Item Description printed will be the description of that Item Number during the update. Figure 5 is an example of descriptions available **without** the extended comment posting information.

Extended Solutions

```

***** INVOICE *****                PAGE: 1

EDWARDSON ELECTRIC COMPANY            INVOICE NUMBER: 0002544-IN
                                      INVOICE DATE: 05/31/95
                                      SALESPERSON: 0100
( ) -                                  CUSTOMER NO: 02-FARWEST
Far West Savings & Loan                JOB NUMBER: SRV5000
12845 Jubilee Road
Irvine CA 92554

-----
CONTACT: Hal Simmons                   BALANCE: (57,877.08)
COMMENT:                               CONTACT: Hal Simmons
SC: Far West Savings-Lobby Remodel
COMMENT:                               BILL METHOD: TIME & MATERIAL
JOB ADDR: 3458 Jubilee Road           Irvine, CA BILL TO DA 69
,877.08 -----

ORIGINAL CONTRACT AMOUNT:              12,000.00

TAXABLE AMOUNT:                        55,562.89
NON-TAXABLE AMOUNT:                    7,500.00

AMOUNT BILLABLE THIS INVOICE:          63,062.89
PLUS SALES TAX:                         3,333.77

INVOICE TOTAL:                          66,396.66
=====

```

Figure 5

Reformat Full Item Description Data Utility

A utility has been added to the JC Setup menu to reformat the data entered prior to the installation of this Extended Solution (Figure 6).

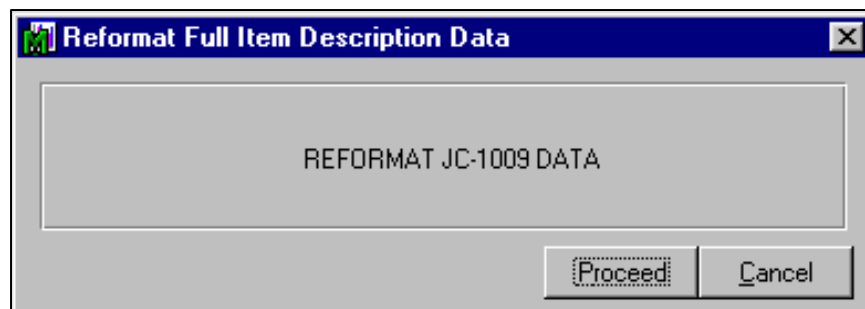


Figure 6



This utility will only run with PO-1044: *Custom Comment Post to Job Cost* if you are using comment format 'Vendor No + Invoice No + Item Description.'

It will reformat the JC3 Transaction Comment for 'PO' records and will reformat the JC_A3 data for 'IM' and 'PO' records. It will obtain the PO Item Description by looking at the first

Extended Solutions

PO History detail line it can find for that Item Number. It will obtain the IM Item Description by reading the current Inventory Masterfile Item Description. It cannot obtain the I/M Transaction Header Comment.

Helpful Hints

- Full Item Information and Extended Posting Information, for either PO or IM, is recorded during updates. Job Cost transactions updated before either PO-1044 or IM-1090 were enabled will not contain these descriptions.
- For Transactions coming from Purchase Order, what prints in the Job Cost Transaction Posting Comment depends upon the setup of PO-1044. Where an Item Number description is printed, this will be the description of the Item Number at the time the report is run. If that Item Number is no longer on file, no description will print.
- The format that Extended Posting Information prints in will depend upon the source (i.e., P/O number will not print for Inventory postings).
- When printing the Job Cost Transaction Comment formatted by PO-1044 on the Billing Selection Register or the Transaction Detail Report, full item descriptions will only print the number of characters that there is room for. If there is not enough room for the full description, the description will be abbreviated.
- In order to have full item descriptions on invoices, you must use Form maintenance. For more information on Form maintenance, see FORMs below.

Forms

Non-Graphical Forms

You can maintain the new form fields for this Extended Solution by clicking the 'Form...' button. A window will pop up where you may select the form you would like to maintain (Figure 7). Select this Extended Solution to display the Form Maintenance screen (Figure 8 and 9).

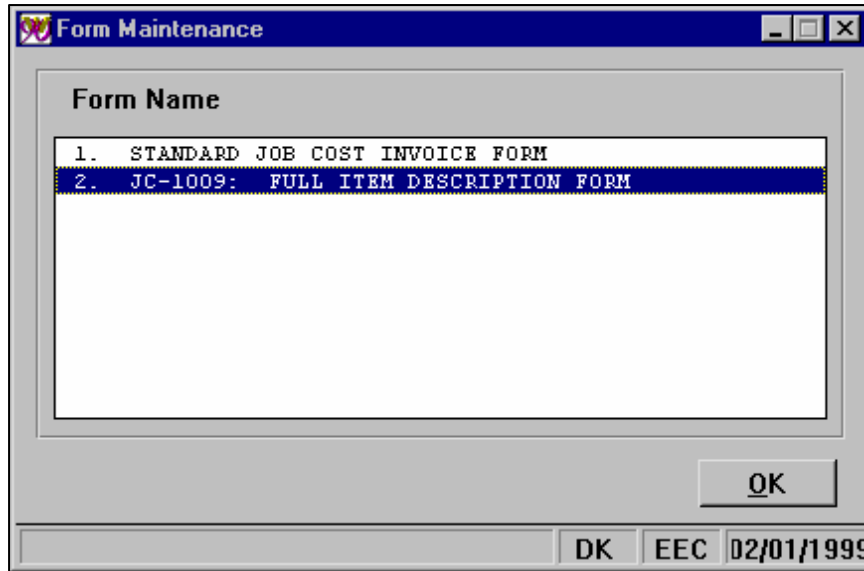


Figure 7

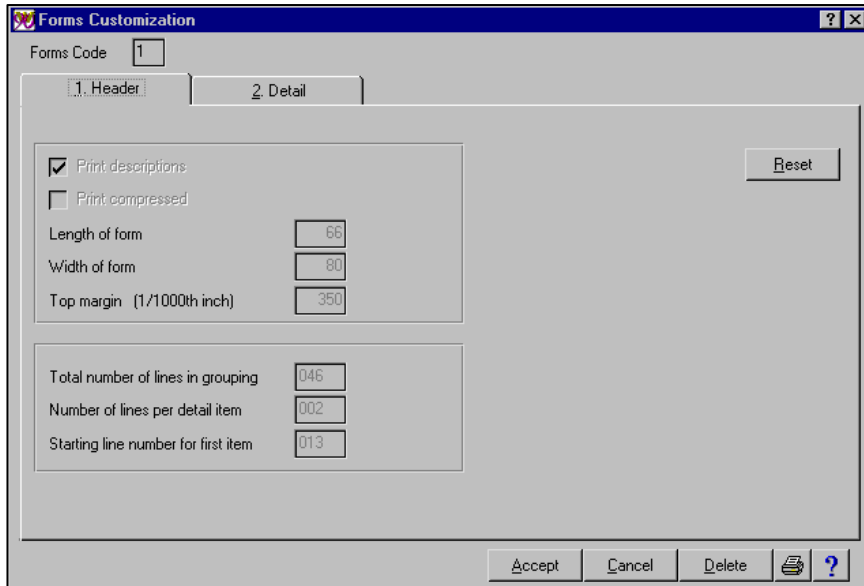


Figure 8

Extended Solutions

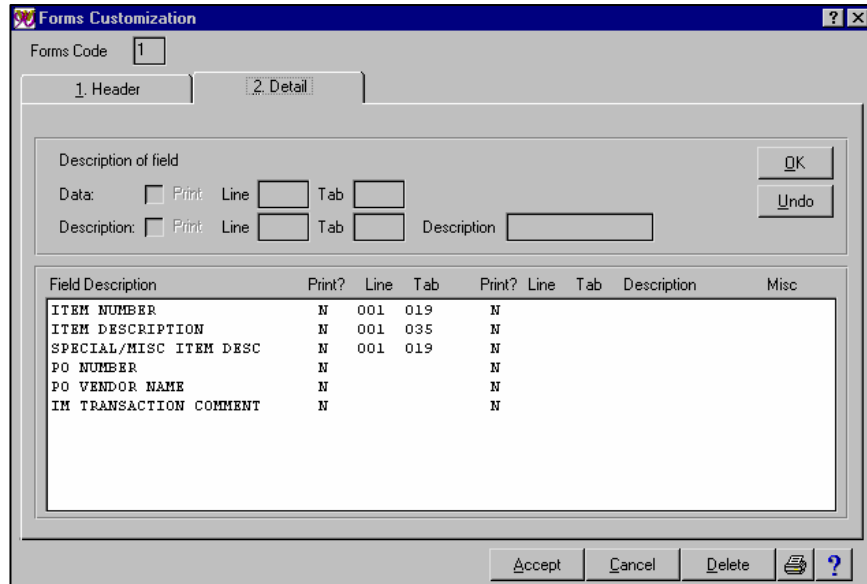


Figure 9

The new fields that you activate with this Extended Solution will print in addition to any other fields that have been activated in standard MAS 90 MAS 200 or other Sage Extended Solution FORM maintenance.

Graphical Forms

The following fields have been added to the following Crystal Work Table files:

File	Description	Fields
JC_21	Crystal Job Billing Line	JC1009_ItemNumber JC1009_ItemDesc JC1009_PONumber JC1009_POVendorName JC1009_IMTransComment

There may be additional fields available for graphical forms printing that are defined to non-Work Table files. Please refer to the Crystal Reports section below.

Report Master/Visual Integrator

The files listed below have been added or changed in the Data Dictionary by this Extended Solution for Report Master/Visual Integrator purposes.

New File:	Field:
JC.TRAN_2	ITEM_NUMBER
	ITEM_DESC
	PO_NUMBER
	PO_VENDOR_NO

Extended Solutions

TRANS_COMMENT
JC.TRANDET JC_TRAN_2_LINK

The Data Dictionary may contain other files and data fields that are not available without their corresponding Sage Extended Solutions installed.

Note: The Report Master module is not supported in MAS 200 SQL.

Crystal Reports and the ODBC Dictionary

The files listed below have been added or changed in the ODBC Dictionaries by this Extended Solution for Crystal Reports purposes.

<i>File:</i>	<i>Description</i>	<i>Field:</i>
JC_A3	Transaction Detail File 2	All Fields

Be aware that the ODBC Dictionaries may contain other files and data fields that will be unavailable without their corresponding Extended Solutions installed.

Upgrades and Compatibility

The installation CD is labeled with the version of the MAS 90 MAS 200 module for which this Extended Solution was prepared. This Extended Solution will check its compatibility with the appropriate MAS 90 MAS 200 modules and will be disabled if an incompatibility is found. If you upgrade your MAS 90 MAS 200 modules, this Extended Solution must be upgraded as well. Your MAS 90 MAS 200 dealer can supply this upgrade.

Documentation

Only changes made to the standard operation of MAS 90 MAS 200 have been documented in this manual. Operations not documented in this manual are standard procedures of MAS 90 MAS 200 processing. Standard MAS 90 MAS 200 processes, data entry screens, inquiry screens, reports, updates, etc., have not been changed unless addressed in this document.

Parts of this document may refer to the *Specific Purpose Rule*. When referenced, the described feature was developed for a specific client to its specifications and may not conform to generally accepted MAS 90 MAS 200 standards and procedures. These features may or may not benefit you in your application of MAS 90 MAS 200.

Acknowledgments

© 2005 Sage Software, Inc. All rights reserved. Sage Software, MAS 90 and MAS 200 are registered trademarks or trademarks of Sage Software, Inc. All other trademarks are the property of their respective owners.